

ALS500T is available with a universal 120V-277V integral dimmable driver. The driver has 0-10V dimming capabilities. Consult factory for other dimming protocols available. The following applies to 0-10V dimming interfaces. *A 0-10V fluorescent dimmer will not dim the LEDs.*

Technical Requirements For Control Equipment

- The light output of the LEDs operated by the controllable LED driver is controlled by DC voltage applied to the control input leads (grey and violet). The actual response curve of LED driver current versus control voltage.
- The control device must be capable of accepting, or sinking, the DC current flow from the driver. The DC current from the driver that must be sunk by the control circuit is approximately 150uA (+/50% for isolated dim interfaces, up to 1.5mA for non-isolated dim interfaces).
- If the control bus is shorted either by a mechanical switch in the control or by the circuitry of the control device, or inadvertently in the wiring, the current on the control bus will be less than 1.5mA.
- As can be determined from the two items, simple two-level operation of the drivers can be achieved by proper usage and application of a simple open/closed switch on the control bus with maximum light being achieved when the switch is open and minimum light with the switch is closed.
- The driver is intended to be used with control voltages between 0-10VDC volts peak maximum on the driver control leads.
- Control equipment intended to control more than one driver must be capable of sinking the current supplied to the control bus by the maximum number of drivers specified for the control device. At any given level setting it must maintain control bus voltage constant within a range of $\pm 5\%$ as the number of drivers connected to the control bus varies from a minimum of one driver up to the maximum number specified for the control device.
- Driver of various ratings may be mixed on the same control system.


There are two known standards:

1. IEC60929 (Annex E)
2. ESTA E1.3, Entertainment Technology

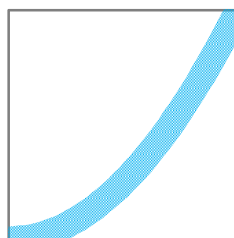
0-10V LED Driver Specifications	
0-10V Current Draw	$\leq 2\text{mA}$.
0-10V Isolation	To line voltage input: 1500V, to LED output: 3750V
Mains input current	100W products max 1.05A, 50W products max 0.7A, 30W products max 0.35A
Dimming curve	Logarithmic, linear, soft linear, square

DIMMING CURVE TYPES

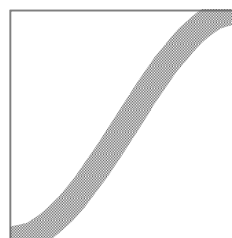
Linear



Square



Soft Linear



Logarithmic

